

Please check the examination details below before entering your candidate information

Candidate surname		Other names	
Centre Number		Candidate Number	
<b>Pearson Edexcel</b> <b>Level 1/Level 2 GCSE (9–1)</b>		<div> <div></div> <div></div> <div></div> <div></div> <div></div> </div> <div> <div></div> <div></div> <div></div> <div></div> <div></div> </div>	
Time 1 hour 10 minutes	Paper reference	1SC0/2CF	
<b>Combined Science</b> <b>PAPER 5</b> <b>Foundation Tier</b>			
<b>You must have:</b> Calculator, ruler			Total Marks

### Instructions

- Use **black** ink or ball-point pen.
- **Fill in the boxes** at the top of this page with your name, centre number and candidate number.
- Answer **all** questions.
- Answer the questions in the spaces provided  
– *there may be more space than you need.*
- Calculators may be used.
- Any diagrams may NOT be accurately drawn, unless otherwise indicated.
- You must **show all your working out** with **your answer clearly identified** at the **end of your solution**.

### Information

- The total mark for this paper is 60.
- The marks for **each** question are shown in brackets  
– *use this as a guide as to how much time to spend on each question.*
- In questions marked with an **asterisk** (\*), marks will be awarded for your ability to structure your answer logically showing how the points that you make are related or follow on from each other where appropriate.
- There is a periodic table on the back cover of the paper.

### Advice

- Read each question carefully before you start to answer it.
- Try to answer every question.
- Check your answers if you have time at the end.
- Good luck with your examination.

Turn over ►

R66628A

©2021 Pearson Education Ltd.

1/1/1/

**Answer ALL questions. Write your answers in the spaces provided.**

**Some questions must be answered with a cross in a box ☐.**

**If you change your mind about an answer, put a line through the box ☐ and then mark your new answer with a cross ☐.**

- 1** Magnesium reacts with dilute sulfuric acid to form magnesium sulfate and hydrogen gas.

A student wants to find out the effect of temperature on the rate of this reaction.

The student used the following method.

**step 1** pour 25 cm<sup>3</sup> of dilute sulfuric acid into a conical flask

**step 2** warm the acid until its temperature is 30 °C

**step 3** add a piece of magnesium to the acid

**step 4** start a stopwatch

**step 5** wait until the reaction has finished

**step 6** stop the stopwatch

**step 7** repeat steps 1–6 but at 50 °C.

- (a) The student kept the volume of sulfuric acid the same when they repeated the method at 50 °C.

State two other variables that should be kept the same.

(2)

1

2

- (b) Which piece of equipment can be used to find the volume of 25 cm<sup>3</sup> of sulfuric acid?

(1)

- ☐ **A** balance
- ☐ **B** measuring cylinder
- ☐ **C** ruler
- ☐ **D** thermometer

- (c) State how the student will know that the reaction has finished.

(1)

- (d) The reaction at 50 °C was faster than the reaction at 30 °C.

Give **one** reason, in terms of particles, why the reaction at 50 °C was faster than the reaction at 30 °C.

(1)

(e) At 50 °C, 15.0 cm<sup>3</sup> of gas was produced during the first 60 seconds of the reaction.

Calculate the average rate of reaction, in cm<sup>3</sup> s<sup>-1</sup>, for the first 60 seconds of the reaction.

(2)

average rate of reaction = cm<sup>3</sup> s<sup>-1</sup>

**(Total for Question 1 = 7 marks)**

2 This question is about the noble gases.

(a) (i) State, in terms of outer shell electrons, why the noble gases are unreactive.

(1)

(ii) Figure 1 shows an airship, filled with helium, floating above the ground.

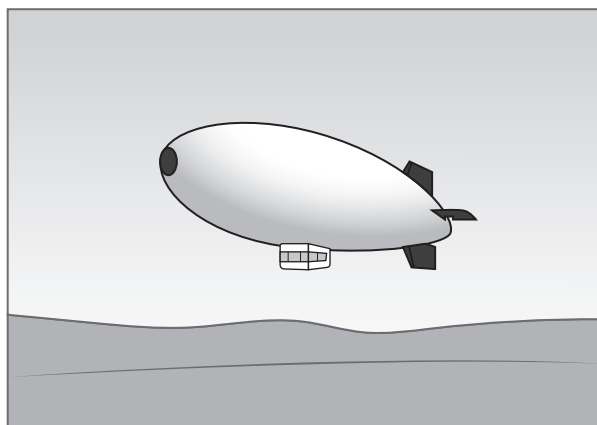


Figure 1

Helium, hydrogen and krypton are gases.

Figure 2 shows the reactivity and density, at room temperature and pressure, of helium, hydrogen and krypton.

gas	reactivity	density in $\text{g cm}^{-3}$
helium	unreactive	0.00018
hydrogen	very reactive	0.00009
krypton	unreactive	0.00380

Figure 2

The density of air is  $0.001225 \text{ g cm}^{-3}$ .

Helium is used in airships.

Explain why hydrogen and why krypton are **not** used in airships.

(3)

(b) Mendeleev produced one of the earliest periodic tables.

State why he could **not** include any of the noble gases in his periodic table.

(1)

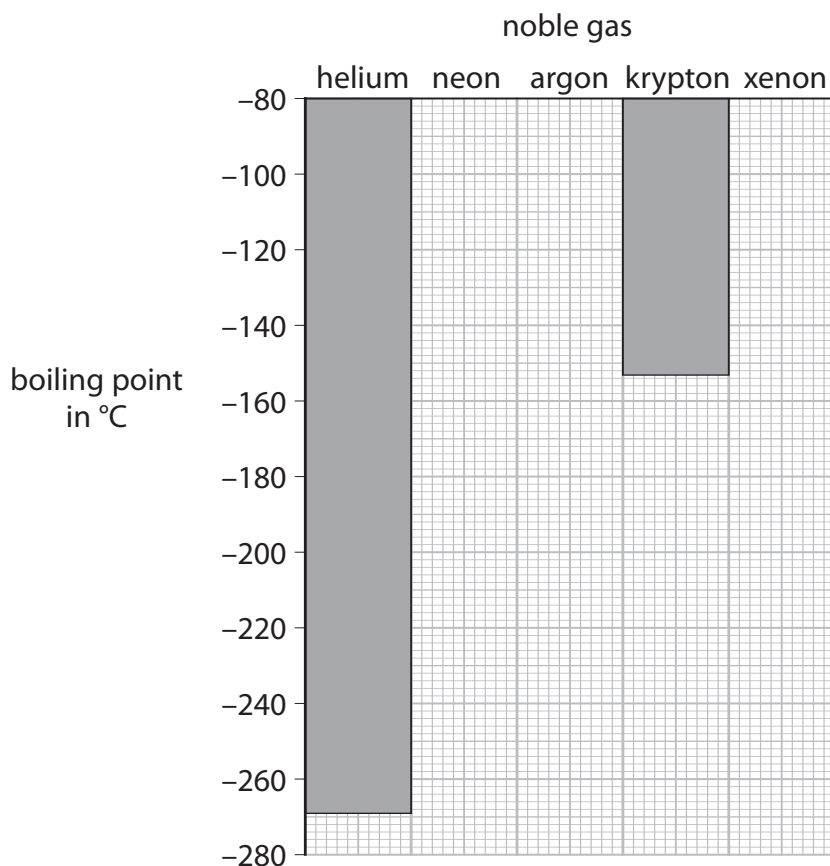
(c) Figure 3 shows the boiling points of some of the noble gases.

noble gas	boiling point in °C
helium	-269
neon	-246
argon	-186
krypton	-153
xenon	

Figure 3

(i) Complete the bar chart to show the boiling points of neon and argon.

(2)



(ii) Predict the boiling point of xenon.

(1)

boiling point of xenon = °C

(Total for Question 2 = 8 marks)

3 Fluorine, chlorine, bromine and iodine are elements in group 7 of the periodic table.

(a) (i) State the name given to the group 7 elements.

(1)

(ii) Name one other element that is in group 7.

Use the periodic table on the back of this exam paper to help you.

(1)

(iii) Which element is liquid at room temperature and pressure?

(1)

☐ **A** fluorine

☐ **B** chlorine

☐ **C** bromine

☐ **D** iodine

(iv) Which element is dark grey in colour at room temperature and pressure?

(1)

☐ **A** fluorine

☐ **B** chlorine

☐ **C** bromine

☐ **D** iodine

(b) Tin reacts with chlorine to form tin chloride.

A sample of tin chloride contains 1.19 g of tin and 1.42 g of chlorine.

Calculate the empirical formula of this tin chloride.

(relative atomic masses: Cl = 35.5, Sn = 119.0)

You must show your working.

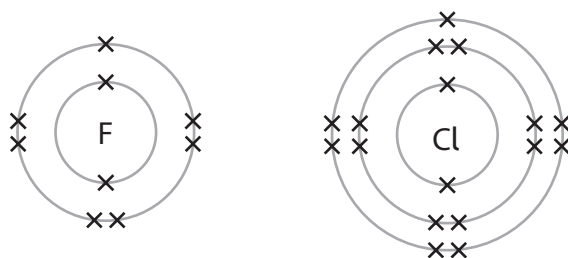
(3)

empirical formula of this tin chloride =

(c) Tin also reacts with fluorine.

The reaction between fluorine and tin is much more vigorous than the reaction between chlorine and tin.

Figure 4 shows the electronic configurations of fluorine and chlorine.



**Figure 4**

Explain, in terms of their electronic configurations, why fluorine reacts with tin more vigorously than chlorine reacts with tin.

(2)

**(Total for Question 3 = 9 marks)**

DO NOT WRITE IN THIS AREA

DO NOT WRITE IN THIS AREA

DO NOT WRITE IN THIS AREA

**BLANK PAGE**



- 4 Figure 5 shows a sample of hydrogen peroxide solution decomposing to form water and oxygen gas.

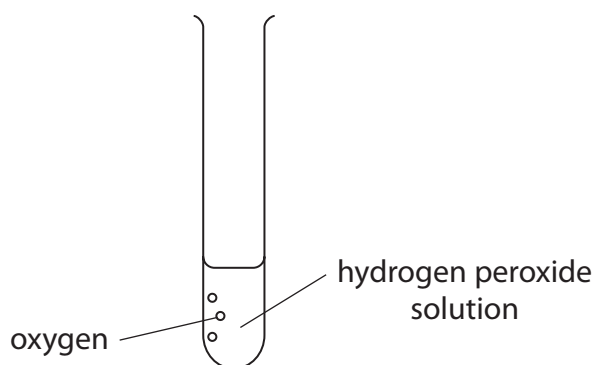


Figure 5

- (a) (i) Write the word equation for hydrogen peroxide solution decomposing.

(1)

→

- (ii) In this reaction hydrogen peroxide is a solution, water is a liquid and oxygen is a gas.

Draw one straight line from each substance to its correct state symbol.

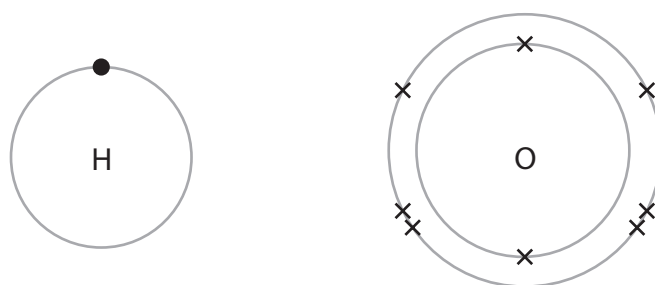
(2)

substance	state symbol
hydrogen peroxide solution	(aq)
liquid water	(g)
oxygen gas	(l)

- (b) Describe the test to show the gas produced is oxygen.

(2)

- (c) Figure 6 shows the electron arrangement for an atom of hydrogen and an atom of oxygen.

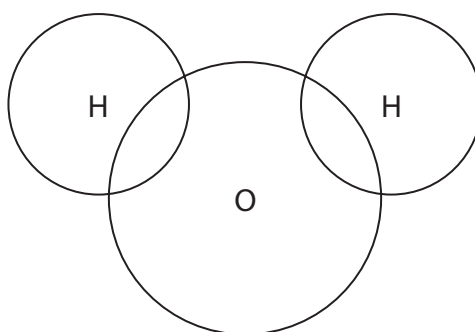


**Figure 6**

Complete the dot and cross diagram in Figure 7 for a molecule of water,  $\text{H}_2\text{O}$ .

Draw outer shell electrons only.

(2)

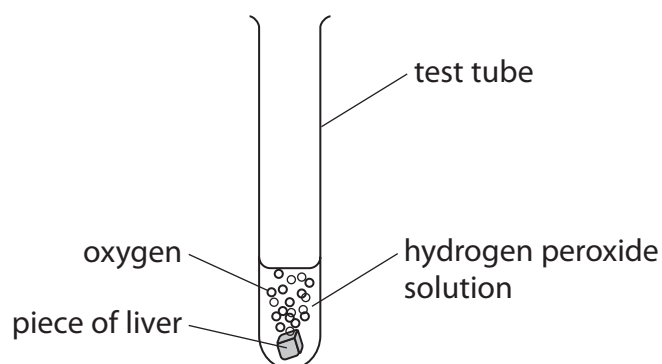


**Figure 7**

- (d) Liver contains the enzyme catalase.

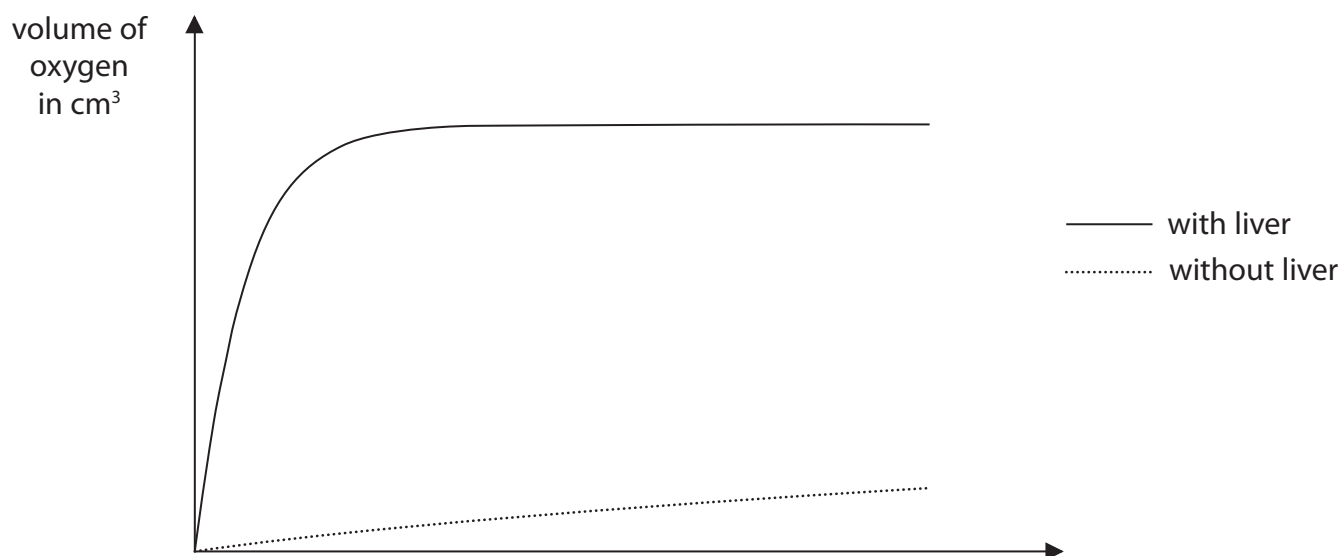
A piece of liver was added to another sample of hydrogen peroxide solution.

Figure 8 shows the results.



**Figure 8**

Figure 9 shows a graph of the volume of oxygen produced from the hydrogen peroxide with and without liver.



**Figure 9**

- (i) Complete the missing label on the axis of the graph. (1)
- (ii) Describe what the graph shows about the difference in decomposition of hydrogen peroxide with and without liver. (2)
- (iii) Describe how the apparatus in Figure 8 could be modified to find the volume of gas produced when the liver is added to the hydrogen peroxide. (2)

**(Total for Question 4 = 12 marks)**

- 5 (a) The concentration of a solution can be calculated using the equation

$$\text{concentration of solution} = \frac{\text{mass of solid}}{\text{volume of solution}}$$

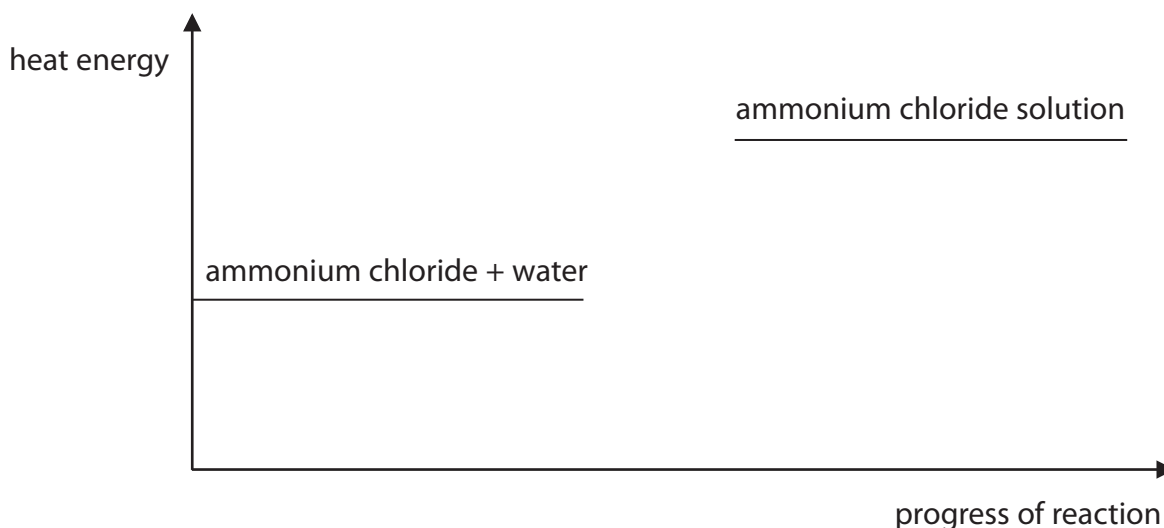
A student dissolved 9.25 g of ammonium chloride in water and made up the solution to a volume of 200 cm<sup>3</sup>.

Use the equation to calculate the concentration of this solution in g dm<sup>-3</sup>.

(2)

concentration = \_\_\_\_\_ g dm<sup>-3</sup>

- (b) Dissolving ammonium chloride in water is an endothermic process.  
Figure 10 shows part of the reaction profile for this process.



**Figure 10**

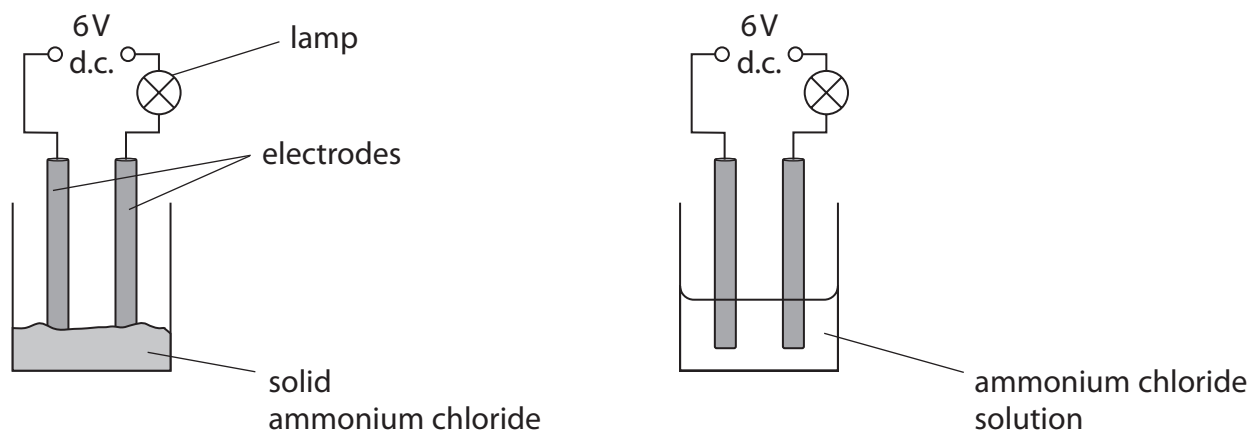
- (i) Explain how Figure 10 shows that dissolving ammonium chloride in water is an endothermic process.

(2)

(ii) Complete the reaction profile in Figure 10 and label the activation energy.

(2)

- (c) A student used the equipment in Figure 11 to investigate whether electricity can pass through solid ammonium chloride and through ammonium chloride solution.



**Figure 11**

If an electrical current flows in the circuit, the lamp will light up.

Figure 12 shows the results of the investigation.

substance	lamp
solid ammonium chloride	did not light up
ammonium chloride solution	lit up brightly

**Figure 12**

Explain the results of the investigation.

(3)

(d) Ammonia gas is toxic.

(i) Which symbol should be placed on a container of a toxic gas?

(1)



(ii) Give **one** safety precaution that should be taken when working with toxic gases in the laboratory.

(1)

(Total for Question 5 = 11 marks)

6 Diesel oil is a mixture of hydrocarbons that can be obtained from crude oil.

(a) State the name of the process used to separate diesel oil from crude oil.

(1)

(b) Diesel oil contains alkanes.

These alkanes are part of an homologous series.

Which statement about compounds in this homologous series is true?

(1)

- ☐ **A** they have the same chemical formula
- ☐ **B** they have the same empirical formula
- ☐ **C** they have the same general formula
- ☐ **D** they have the same molecular formula

(c) When fuels such as diesel oil are burned, the high temperatures produced can cause nitrogen and oxygen in the air to form the pollutant nitrogen dioxide.

Complete the balanced equation for the reaction.

(2)



(d) Explain how the greenhouse effect is caused by the gases produced by the complete combustion of diesel oil.

(3)

- \*(e) Diesel oil can contain impurities of sulfur.  
Burning diesel oil containing impurities of sulfur can result in acid rain.  
Acid rain is harmful to the environment.

Explain how acid rain is formed and the harm it can do.

(6)

DO NOT WRITE IN THIS AREA

DO NOT WRITE IN THIS AREA

DO NOT WRITE IN THIS AREA



DO NOT WRITE IN THIS AREA

DO NOT WRITE IN THIS AREA

DO NOT WRITE IN THIS AREA

---

**(Total for Question 6 = 13 marks)**

---

**TOTAL FOR PAPER = 60 MARKS**

DO NOT WRITE IN THIS AREA

DO NOT WRITE IN THIS AREA

DO NOT WRITE IN THIS AREA

**BLANK PAGE**

DO NOT WRITE IN THIS AREA

DO NOT WRITE IN THIS AREA

DO NOT WRITE IN THIS AREA

**BLANK PAGE**

[illegible]

*The relative atomic masses of copper and chlorine have not been rounded to the nearest whole number.*